

# eRegister, eComment & Protest

File Comment/Protest with FERC

*\*Writing Scoping Comments for Constitution Pipeline?\**

» [Scoping comment guide](#)

» [Stop the Pipeline's DEC documents archive](#)

# Register with FERC

The screenshot shows the FERC homepage. The left navigation menu includes: FERC, Industries & Data, Public Participation, Enforcement & Legal, News & Events, Tribal Relations, About, **FERC Online** (highlighted with a pink arrow and labeled 'STEP 1'), and Search. The main content area features the FERC logo, the text 'Working for Reliability for All', and a section titled 'How Affordable is Your Power?' with a map of the United States showing residential electricity costs by state.

You must be registered with FERC to file your Comment (skip to 7 if already registered)

Step 1: Go to <http://ferc.gov> and click FERC Online in left column

Step 2: Click eRegister in rightmost column

The screenshot shows the FERC homepage with the main content area expanded. The rightmost column contains a vertical list of links: Login, **eRegister** (highlighted with a pink arrow and labeled 'STEP 2'), eLibrary, eTariff, eComment, eFiling, Company Registration, and eSubscription. The other columns (FERC, FERC Online, eLibrary, eTariff) contain various service links and information.

## Create FERC Online Account

Name Prefix:

\* First Name:

Middle Initial:

\* Last Name:

Name Suffix:

\* eMail address:

\* Confirm eMail address:

\* Password:

Note: Password should be between 8 and 12 characters and contain at least one numeric or special character.

\* Confirm Password:

Type the characters you see in the picture



You may complete your registration at this point, however, without completing the full registration, you will be limited to eSubscription among the functions requiring login.

Done

Proceed to full registration, allowing the use of eFiling and Query Service List.

Next

Registration  
Screen 1

Fill in  
required\*  
information

(only one  
registration per  
email address)

⇐ Click Next

Title:

\* Street Address:

\* City:

\* State:

\* Zip Code:

\* Country:

\* Phone Number:  i.e. 555-555-5555 or 011-52-1234-123456

Fax Number:

Registration  
screen 2

Fill in  
required\*  
information

← click Next

Identify your employer. For example: a law firm or energy company already in FERC's mailing lists.

Employer:

If you are a private citizen, you may leave this blank.

Please provide an alternate contact from your organization in case we are unable to contact you. This person should be a supervisor or co-worker that can act on your behalf.  This is not required if you are a private citizen.

Name:

Phone Number:  i.e. 555-555-5555 or  
011-52-1234-123456

eMail Address:

Confirm eMail Address:

Registration screen 3

Nothing to fill in

← click Done

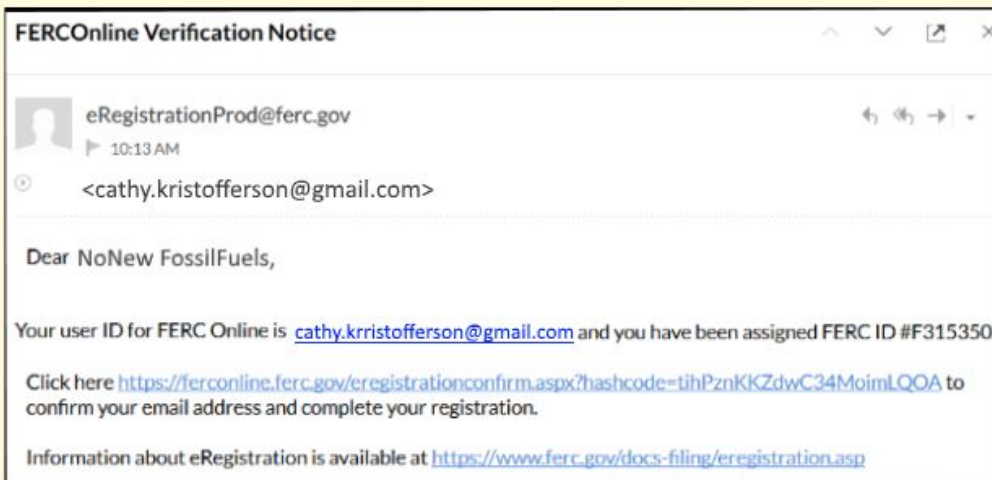
Save the email address and password you registered with. This is how you will log in.



**FERC Online Home**

A verification eMail has been sent to you the eMail address you specified. Please click on the link to validate your eMail address and complete the FERC Online registration process.

Registration  
screen 5 -  
eMail  
notice



⇐ Watch for this email to arrive:  
“**FERCOnline Verification Notice**”

(This could take several minutes...  
depending on the weather.)

⇐ Click the link at “Click here”



**FERC Online Home**

Your eMail address has been validated and FERC Online registration is now complete.

Registration  
screen 6 -  
complete

# eComment & eFile

Simple eComment

-or-

eFile a document => slide #12

# eComment with FERC

You must be registered with FERC to file your eComment (you must eFile to submit a file, go to slide 13)

Step 1: Go to <http://ferc.gov> and click FERC Online in left column

Step 2: Click eComment in rightmost column

The screenshot shows the FERC homepage. The left navigation menu includes: FERC, Industries & Data, Public Participation, Enforcement & Legal, News & Events, Tribal Relations, About, **FERC Online** (highlighted with a pink arrow and labeled 'STEP 1'), and Search. The main content area features the FERC logo, the text 'Working for Reliability for All', and a section titled 'Residential Cost of Electricity by State' with a map of the United States.

The screenshot shows the FERC homepage with the main content area expanded. The rightmost column contains a vertical list of links: Login, eRegister, eLibrary, eTariff, **eComment** (highlighted with a pink arrow and labeled 'STEP 2'), eFiling, Company Registration, and eSubscription. The other columns contain various service categories like FERC Online, eLibrary, and eTariff.

# eComment Request with FERC

FERC Online - Web Applications of the Federal Energy Regulatory Commission

**IMPORTANT - READ BEFORE YOU BEGIN:**

After you submit an eComment request, you will receive an email from ferc.gov with a link to ferc.gov. Please create your comments in a Word or Text file (up to 10,000 characters) before avoid time-out limits. If you are not filing as an individual or if you are filing a motion to intervene Commission's eFiling system.

For any issues regarding FERC Online, please contact FERC Online Support or call Local: 202-516-1000, and e-mail address.

eComment can only be used to file comments in P, PF, CP, PT, ET, AD, RM, and PL dockets.

Authorize eComment

Name\*:

Street Address\*:  \*\*

Street Address 2:  \*\*

City\*:

State\*:

Zip Code\*:  \*\*

E-mail Address\*:  \*\*

Confirm E-mail Address\*:  \*\*

Phone:  \*\*

Type the characters you see in the picture and click Authorize:

You must request permission to submit your eComment

Step 1: Fill in your information

Step 2: Fill in Captcha then click Authorize

Step 3: Wait for the “FERC eComment Request” email to arrive, then click the link

FERC eComment Request Inbox x

**eFiling@ferc.gov**  
to me, eFilingacceptance Fri, Jan 9, 7:39 PM (21 hours ago)

eComment Request

-----

Create your comments in a word or text file so you can copy/paste them into the eComment text box.

You cannot use eComment to submit comments on behalf of an organization. Instead, use the eFiling system for these types of filings.

To continue with the eComment process, please click the following link:

<https://ferconline.ferc.gov/QuickComment.aspx?hashcode=QZbzMaUKmjCJUOYelenQ>

If you have any questions, please contact FERC at:

E-Mail: [ferconlinesupport@ferc.gov](mailto:ferconlinesupport@ferc.gov) (do not send filings to this address)  
Voice Mail: 866-208-3676.

**NOTE: Comments containing profane, inflammatory, scurrilous, or threatening material will not be placed in public view.**

You can search for docket to insert. Please note that you can only comment on a maximum of 2 Dockets or Projects at a time.

Search

Enter Docket Number:  Search (e.g. CP08-10 or P-12485)

Selected Dockets:

- No Dockets have been selected. -

Step 1: type in the docket number (s) for your project in Enter Docket Number, click Search

**Constitution Pipeline:  
CP13-499-006  
and CP18-5-004**

**NOTE: Comments containing profane, inflammatory, scurrilous, or threatening material will not be placed in public view.**

You can search for docket to insert. Please note that you can only comment on a maximum of 2 Dockets or Projects at a time.

Search

Enter Docket Number:  Search (e.g. CP08-10 or P-12485)

Docket	Description	Applicant/Filer	Select
CP24-49-000	Prior Notice Request to Offset and Replace a Segment of 6-inch Diameter Pipeline with 12-inch Diameter Pipeline at a Crossing of the Sakonnet River in Newport County, Rhode Island	Algonquin Gas Transmission, LLC	

Selected Dockets:

- No Dockets have been selected. -

Step 2: click blue + under "Select"

Step 3: verify Selected Dockets


Selected Dockets:

Docket	Description	Applicant/Filer	Remove
CP24-49-000	Prior Notice Request to Offset and Replace a Segment of 6-inch Diameter Pipeline with 12-inch Diameter Pipeline at a Crossing of the Sakonnet River in Newport County, Rhode Island	Algonquin Gas Transmission, LLC	

Step 4: Enter your protest text in the box under your name:

Can type it in on the fly, or copy/paste from simple unformatted text file.

Step 5: click Send Comment

Selected Dockets:			
Docket	Description	Applicant/Filer	Remove
CP24-49-000	Prior Notice Request to Offset and Replace a Segment of 6-inch Diameter Pipeline with 12-inch Diameter Pipeline at a Crossing of the Sakonnet River in Newport County, Rhode Island	Algonquin Gas Transmission, LLC	

Comment:

Cathy Kristofferson, Ashby, MA.

BEFORE THE FEDERAL ENERGY REGULATORY COMMISSION

ALGONQUIN GAS TRANSMISSION  
Docket No. CP24-49-000; Docket No. CP87-317-000  
Sakonnet River Replacement Project

(Name of Protestor) hereby protests the request filed by ALGONQUIN GAS TRANSMISSION to construct the Sakonnet River Replacement Project under § 157.205 and § 157.208 of the Commission's regulations. Protestor seeks to have this request processed as a separate application.

(Include a detailed statement of Protestor's interest in the activity and the specific reasons and rationale for the objection and whether the protestor seeks to be an intervener.)

In conclusion, (I/we) respectfully request that the Commission deny Algonquin's request to authorize the Sakonnet River Replacement Project under a blanket

Characters remaining:

**Done!**

# eFiling with FERC

You must be registered with FERC to eFile your comment document

Step 1: Go to <http://ferc.gov> and click FERC Online in left column

Step 2: Click eFiling in rightmost column

The screenshot shows the FERC homepage. The left navigation menu includes: FERC, Industries & Data, Public Participation, Enforcement & Legal, News & Events, Tribal Relations, About, FERC Online, and Search. A pink arrow labeled 'STEP 1' points to the 'FERC Online' link. The main content area features the FERC logo, the slogan 'Working for Reliability for All', and a section titled 'How Affordable is Your Power?' with a map of the United States showing residential electricity costs by state.

The screenshot shows the 'FERC Online' section of the website. The left navigation menu includes: FERC, Industries & Data, Public Participation, Enforcement & Legal, and News & Events. The main content area is divided into four columns: FERC Online, eLibrary, eTariff, and Login. A pink arrow labeled 'STEP 2' points to the 'eFiling' link in the rightmost column. The 'FERC Online' column lists: Overview, Filing Fees, Filing Forms, Notice Formats, How To Guides, Company Registration, and Frequently Asked Questions (FAQs). The 'eLibrary' column lists: Overview, What is eLibrary?, eLibrary Quick User Guide, Key Features, Tips for Searching, Tips for Downloading Documents, Accessibility Tips, Standards for Descriptions of Documents Submitted to FERC, File Formats Supported by PDF Generation, and Frequently Asked Questions (FAQs). The 'eTariff' column lists: Overview, Sandbox Electronic Test Site, Commission Orders and Notices, Instructive Orders, Natural Gas Filings, Pipeline Tariff Filing Preparation, Electric and MBR Step-by-Step Filing, and View Individual Tariffs. The 'Login' column lists: Login, eRegister, eLibrary, eTariff, eComment, eFiling, Company Registration, and eSubscription.

## Filing Type

Effective 12/17/2022 the eFiling menu options for Hydro submissions have been updated to improve submission workflow. The details for this update are [here](#). For additional information or assistance please contact [FERC Online Support](#) or call Local: 202-502-6652 | Toll-free: 866-208-3676.

How is your filing to be directed?	What kind of filing are you making?	Filing Type (Fee)
General	(Fee) Petition for Declaratory Order (not under FPA Pa	Protest
Annual Charges	(Fee) Request for Interpretation by Gen. Counsel (not	
Hearing/ALJ	Audit Material(to Office of Enforcement; not posted to	
Gas	Comment (on Filing, Environ. Report,or Tech Conf)	
Electric	Comment on Rulemaking (RM, PL, AD dockets)	
Oil	Intervention	
Hydro: Licensing/Compliance	Motion (other than Intervention)	
Hydro: Dam Safety	Petition for Declaratory Order under FPA Part 1	
	Protest	
	Request for Interpretation by Gen. Counsel under FPA	
	Request for Rehearing	
	Request to Update Service, Mailing, or Corporate Offic	
	Response to Complaint	

Next Cancel

Column 1: Choose  
“General”

Column 2: Choose  
“Protest”

Column 3: Leave as  
“Protest”

Click Next

**Note other choices in the list. This same method works for these types of filings as well: filing general Comment documents, Intervention (Motion to Intervene - this request can also be worked into your protest filing), and Request for Rehearing if you received Intervenor status and want to contest the final decision rendered by FERC.**

**For Constitution Pipeline Scoping comments select Comment (on Filing ...) in column 2.**

## eFILING WITH FERC:

A search form appears.

Enter the docket number (s)  
in the box next to

Enter Docket Number:

==>

A listing will appear. Click on the  
**blue plus sign** in the right column  
under Select.

Your Docket number (eg. CP24-49)  
should now appear under the Selected  
Dockets listing.

“Prior Notice Request. . .”

Click the **Next** button.

Current FERC Time: 2:00:04 PM Eastern

### Select Docket

Search and select all dockets and sub-dockets for your submission.

You can search for dockets or click the Quick Entry tab if you already know the docket numbers you want to insert.

Search Quick Entry

Enter Docket Number:   (e.g. ER08-10)

Docket	Description	Applicant/Filer	Select
CP24-49-000	Prior Notice Request to Offset and Replace a Segment of 6-inch Diameter Pipeline with 12-inch Diameter Pipeline at a Crossing of the Sakonnet River in Newport County, Rhode Island	Algonquin Gas Transmission, LLC	

Selected Dockets:

- No Dockets have been selected. -

Current FERC Time: 2:01:41 PM Eastern

### Select Docket

Search and select all dockets and sub-dockets for your submission.

You can search for dockets or click the Quick Entry tab if you already know the docket numbers you want to insert.

Search Quick Entry

Enter Docket Number:   (e.g. ER08-10)

Docket	Description	Applicant/Filer	Select
CP24-49-000	Prior Notice Request to Offset and Replace a Segment of 6-inch Diameter Pipeline with 12-inch Diameter Pipeline at a Crossing of the Sakonnet River in Newport County, Rhode Island	Algonquin Gas Transmission, LLC	

Selected Dockets:

Docket	Description	Applicant/Filer	Remove
CP24-49-000	Prior Notice Request to Offset and Replace a Segment of 6-inch Diameter Pipeline with 12-inch Diameter Pipeline at a Crossing of the Sakonnet River in Newport County, Rhode Island	Algonquin Gas Transmission, LLC	

## eFILING WITH FERC:

Note, some projects have long root dockets with many sub-dockets that have built up as additional proceedings have occurred.

You can search the root docket number (i.e. "CP13-499"), and the list of all subdockets will show up (i.e. "CP13-499-006"). Note that there may be more than one page of listings.

Check to make sure if there are additional pages of listings.

The most recent will be furthest down on the list, and may be on a second page.

### Select Docket

Search and select all dockets and sub-dockets for your submission.

You can search for dockets or click the Quick Entry tab if you already know the docket numbers you want to insert.

Search Quick Entry

Enter Docket Number:  Search Quick Entry Tab (e.g. ER08-10)

Docket	Description	Applicant/ Filer	Select
CP13-499-000	Application for a Certificate of Public Convenience and Necessity authorizing the construction and operation of the Constitution Pipeline	Constitution Pipeline Company, LLC	
CP13-499-001	Request for Rehearing of the December 2, 2014 Order	Constitution Pipeline Company, LLC	
CP13-499-002	Formal Complaint	Constitution Pipeline Company, LLC	
CP13-499-003	Request for Rehearing of the July 26, 2016 Delegated Order	Constitution Pipeline Company, LLC	
CP13-499-004	Request for Rehearing of the Commission's July 13, 2016 Order	Constitution Pipeline Company, LLC	
CP13-499-005	Request for rehearing of Nov. 5, 2018 order	Constitution Pipeline Company, LLC	

1 2

You can search for dockets or click the Quick Entry tab if you already know the docket numbers you want to insert.

Search Quick Entry

Enter Docket Number:  Search Quick Entry Tab (e.g. ER08-10)

Docket	Description	Applicant/ Filer	Select
CP13-499-006	Constitution Pipeline Company, LLC submits Petition for Reissuance of Certificate Authority and Reaffirmance of Waiver Determination re the Constitution Pipeline Project under CP13-499 et al.	Constitution Pipeline Company, LLC	

1 2

Page 2 of this list revealed the most recent subdocket

**Constitution Pipeline Dockets are CP13-499-006, CP18-5-004**

# Upload your file

next to Select File, click Browse and select your file to upload

Add a Description, click Upload

Your file will appear

Click Next ==>

Current FERC Time: 9:57:49 PM Eastern

### File Upload

Limits: 200 files per security level; 50 Mb per file; 60 character per file name. Do not revise the path/filename in the Select File box. [Acceptable File Formats](#)

Select File

Description

- No Files Loaded -

### File Upload

Limits: 200 files per security level; 50 Mb per file; 60 character per file name. Do not revise the path/filename in the Select File box. [Acceptable File Formats](#)

Select File

Description

Files Loaded - Public: 1

			Filename	Description	Edit Desc.	Large Format	Change Security
			Comments on CS261.pdf	Comments on TGP 261 Project		<input type="checkbox"/>	<input type="checkbox"/>

Change Security Level of selected files to:  Privileged  CEII

## EFILING WITH FERC:

Type your email address in the box next to “Contact email”

==>

Click **Add as Signer**

==>

Click the **Next** button.

Current FERC Time: 1:33:05 PM Eastern

Specify the person or persons to whom communication should be addressed. For service list-related filings, all persons to be added to the service list must be eRegistered and added as a signer or other contact.

Filing Party  Individual

Contact Email:

- No Contacts selected. -

Current FERC Time: 1:33:21 PM Eastern

Specify the person or persons to whom communication should be addressed. For service list-related filings, all persons to be added to the service list must be eRegistered and added as a signer or other contact.

Filing Party  Individual

Contact Email:

Filing Party	Signer (Representative)	Remove	Other Contacts (Principal)	Remove
Individual	cathy.kristofferson@gmail.com			

# EFILING WITH FEREC:

Submission description:  
Just click the **Next** button.

Summary:

Verify all good

Click **Submit**.

Current FEREC Time: 2:07:47 PM Eastern

### Submission Description

Please modify the description to accurately describe your submission.

Protest of Cathy Kristofferson under CP24-49-000.

Characters remaining:

Current FEREC Time: 2:09:15 PM Eastern

### Summary

You must click the **Submit** button to officially submit filing to FEREC.

Submission Protest of Cathy Kristofferson under CP24-49-000.  
Description

Submission Date 4/5/2024 2:07:14 PM

Dockets	Docket	Description	Applicant/Filer
	CP24-49-000	Prior Notice Request to Offset and Replace a Segment of 6-inch Diameter Pipeline with 12-inch Diameter Pipeline at a Crossing of the Sakonnet River in Newport County, Rhode Island	Algonquin Gas Transmission, LLC

Files

Security Level	Filename	Description
Public	Protest template CP24-49.txt	

Filing Party/Contacts

Filing Party	Signer (Representative)	Other Contacts (Principal)
Individual	cathy.kristofferson@gmail.com	

# eFiling Motion to Intervene with FERC

*(Motion to Intervene can also be stated and filed in your protest)*



You must be registered with FERC to file your Comment electronically.

To file a document you must eFile. *Have your Protest, Motion to Intervene or other files prepped before starting this process.*

Go to <http://ferc.gov> and look under “DOCUMENTS & FILINGS”

⇐ select “» eFiling”


Column 1:  
Choose "General"

Column 2:  
Choose "Intervention"

Column 3:  
Choose Motion to Intervene (for file upload), or (doc-less) Motion to Intervene (for online form, 6,000 character limit)

Click Next

**FERC Online** - Web Applications of the Federal Energy Regulatory Commission



Current FERC Time: **10:04:14 AM** Eastern

**Filing Type**

Effective 12/17/2022 the eFiling menu options for Hydro submissions have been updated to improve submission workflow. The details for this update are [here](#). For additional information or assistance please contact [FERC Online Support](#) or call Local: 202-502-6652 | Toll-free: 866-208-3676.

How is your filing to be directed?	What kind of filing are you making?	Filing Type (Fee)
<ul style="list-style-type: none"> <li>General</li> <li>Annual Charges</li> <li>Hearing/ALJ</li> <li>Gas</li> <li>Electric</li> <li>Oil</li> <li>Hydro: Licensing/Compliance</li> <li>Hydro: Dam Safety</li> </ul>	<ul style="list-style-type: none"> <li>(Fee) Petition for Declaratory Order (not under FPA Part 15)</li> <li>(Fee) Request for Interpretation by Gen. Counsel (not Audit Material(to Office of Enforcement; not posted to Comment (on Filing, Environ. Report,or Tech Conf) Comment on Rulemaking (RM, PL, AD dockets)</li> <li><b>Intervention</b></li> <li>Motion (other than Intervention)</li> <li>Petition for Declaratory Order under FPA Part 1</li> <li>Protest</li> <li>Request for Interpretation by Gen. Counsel under FPA Part 15</li> <li>Request for Rehearing</li> <li>Request to Update Service, Mailing, or Corporate Office</li> <li>Response to Complaint</li> </ul>	<ul style="list-style-type: none"> <li>(doc-less) Motion to Intervene</li> <li>(doc-less) Out-of-Time Motion to Intervene</li> <li>Motion to Intervene</li> <li>Motion to Intervene Out-of-Time</li> </ul>

Next Cancel

*If the deadline for filing a Motion to Intervene has passed, you can choose "Out-of-Time" for either method and file late.*

**Done!**

Find this presentation at:

[tinyurl.com/HowToFERC](https://tinyurl.com/HowToFERC)

